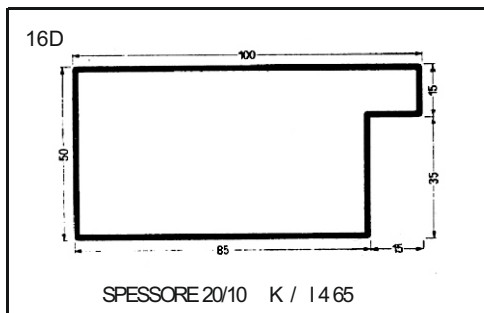
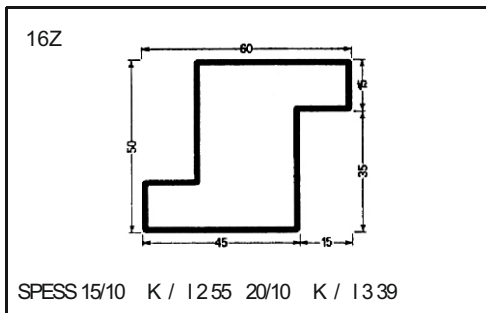
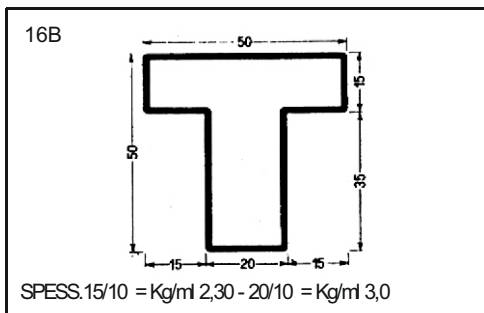
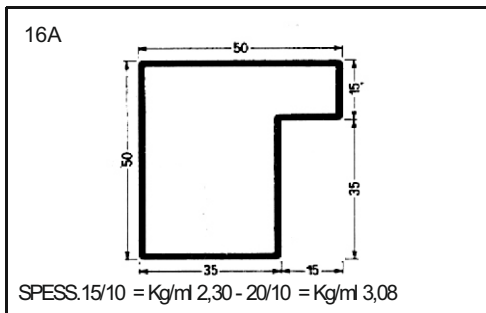


**TUBOLARI PER SERRAMENTI  
SERIE 16**



**FERMAVETRO AD U E  
FERMAVETRO SERIE TR**

FERMAVETRO AD U	REGOLINIA SCATTO
TR1	TR3
<p>SPESSORE 10/10=Kg/ml 0,21</p>	<p>SPESSORE 6/10=Kg/ml 0,17</p>