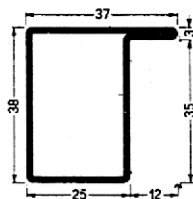


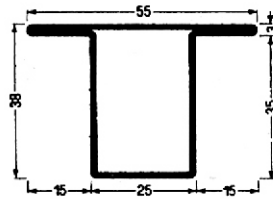
TUBOLARI PER SERRAMENTI
SERIE 1 - 2

1A



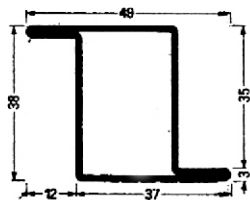
SPESORE 15/10 = Kg/ml 1,72

1B



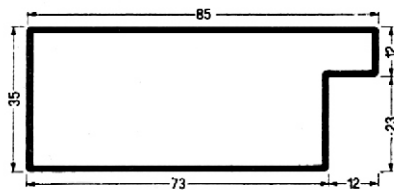
SPESORE 15/10 = Kg/ml 2,10

1C



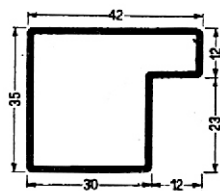
SPESORE 15/10 = Kg/ml 1,99

2D



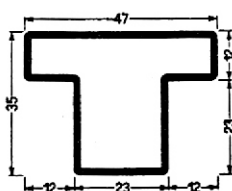
SPESORE 15/10 = Kg/ml 2,78
SPESORE 20/10 = Kg/ml 3,66

2A



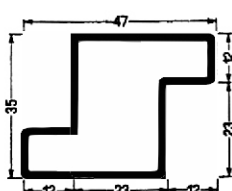
SPESORE 15/10 = Kg/ml 1,76

2B



SPESORE 15/10 = Kg/ml 1,88

2Z



SPESORE 15/10 = Kg/ml 1,88